

ARCONAS



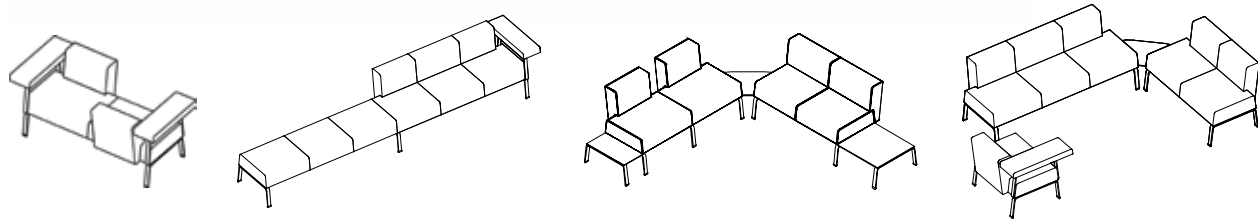
Connex

DESIGNED BY JOHANNES SCHERR
LICENSED FROM **bene**



Linear

Sit back, work, or relax with the Connex linear modular lounge seating and table series. The collection features 2 and 3 seat sofas, ottomans, benches, and tables that can be configured to create comfortable lounge areas that fit the unique needs of any space. Sofas and benches can be connected together to create endless rows of seating, and in-line or corner connecting tables can be added between seat units. Connex linear is ideal for big and small spaces where people come together.



Curved

This modular system of curved sofas, benches, and tables create spacious, flowing lounge and waiting areas that invite people to sit down, relax, and unwind. The curved pieces can be uniquely placed to complement the architecture of a space, or direct the flow of traffic. Combine with linear pieces to create an endless array of configurations.



ARMS



Regular Arm

Large armrests act as a tablet holder and provide an additional work surface.



Power Arm

An AC receptacle and USB ports can be integrated into any connex arm to provide power.

LEGS



Connex Legs

Legs are made from steel and can be finished in powder coat - cloud silver. Units can be fixed to the floor.

TABLES



Standard Table Top Finishes

Abstract Laminates



White fiesta Mystique mount Mystique night Flint crystal Black stone

Patterned Laminates



Folkstone Stone Graphite

Construction

- Structure built for high traffic areas
- Seat and back cushions are made from molded polyurethane CFC-free fire retardant HR foam
- Product is made up of recycled content, produces low V.O.C. and is formaldehyde free
- Durable glides provide floor protection

SPECIFICATIONS

Brochures, specifications, finishes, and CAD/ REVIT models are available for download from arconas.com/products. Additional configurations not shown here are also available.

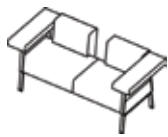
Linear Configurations



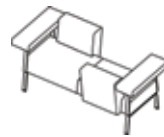
CON10AL/R
armchair
w34" / d28.5" / h29"
86 / 72 / 74 cm



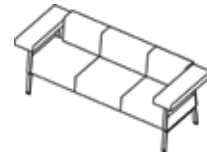
CON20FA
2 seat sofa, full back, arms
w68" / d28.5" / h29"
173 / 72 / 74 cm



CON20A
2 seat sofa with arms
w68" / d28.5" / h29"
173 / 72 / 74 cm



CON22TA
twist sofa
w68" / d28.5" / h29"
173 / 72 / 74 cm



CON30A
3 seat sofa with arms
w84" / d28.5" / h29"
213 / 72 / 74 cm



CON10N
chair, no arms
w29.5" / d28.5" / h29"
75 / 72 / 74 cm



CON29FAL/R
2 seat flush back sofa, arm
w54.5" / d28.5" / h29"
138 / 72 / 74 cm



CON29FL/R
2 seat partial flush back sofa
w50" / d28.5" / h29"
127 / 72 / 74 cm



CON30N
3 seat sofa, no arms
w75" / d28.5" / h29"
190.5 / 72 / 74 cm



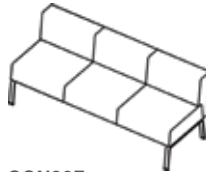
CON01B
ottoman
w25" / d25" / h17.5"
63.5 / 63.5 / 44.5 cm



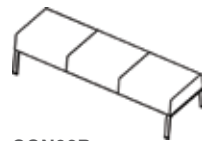
CON10F
flush full back chair, no arms
w25" / d28.5" / h29"
63.5 / 72 / 74 cm



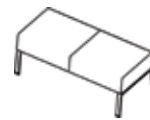
CON20F
2 seat flush full back chair, no arms
w50" / d28.5" / h29"
127 / 72 / 74 cm



CON30F
3 seat flush full back chair, no arms
w70" / d28.5" / h29"
178 / 72 / 74 cm



CON03B
3 seat bench
w75" / d25" / h17.5"
190.5 / 63.5 / 44.5 cm



CON02B
3 seat bench
w50" / d25" / h17.5"
127 / 63.5 / 44.5 cm

Curved Configurations



CON1301C
30° inside wedge
w37.5" / d28.5" / h29"
95 / 72 / 74 cm



CON1300C
30° outside wedge
w37.5" / d28.5" / h29"
95 / 72 / 74 cm



CON1451C
45° inside wedge
w36.5" / d28.5" / h29"
93 / 72 / 74 cm



CON1450C
45° outside wedge
w36.5" / d28.5" / h29"
93 / 72 / 74 cm



CON130B
30° bench
w37.5" / d25" / h17.5"
95 / 63.5 / 44.5 cm



CON145B
45° bench
w34" / d25" / h17.5"
86 / 63.5 / 44.5 cm

Tables



CON90C
90° connecting table
w23" / d23" / h .75"
58.5 / 58.5 / 2 cm



CON12N
12" inline connecting table
w12.5" / d21" / h .75"
32 / 53 / 2 cm



CON24N
24" inline connecting table
w24" / d21" / h .75"
61 / 53 / 2 cm



CON12E
12" end table
w12" / d21" / h 11.5"
31 / 53 / 29 cm



CON24E
24" end table
w24" / d21" / h 11.5"
61 / 53 / 29 cm